

Rücklieferschein - Fiche de retour matériel - Retourlijst materieel

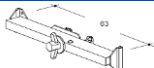
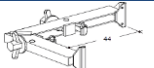

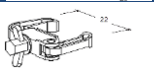



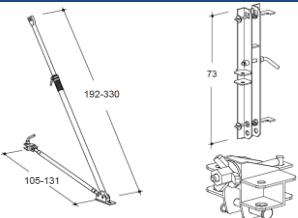



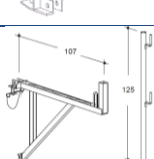
Kunde :	Baustelle :	Datum :
Client :	Chantier :	Date :
Klant :	Werf :	Datum :

Ankunftszeit des Lastwagens :	Abfahrtszeit des Lastwagens :
Heure arrivée camion :	Heure départ camion :
Tijdstip van aankomst van de vrachtwagen :	Vertrektijd van de vrachtwagen :





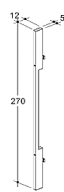


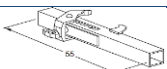

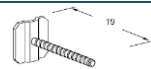
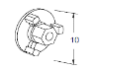
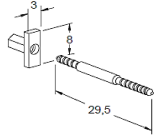
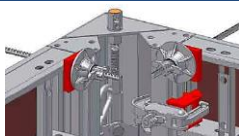
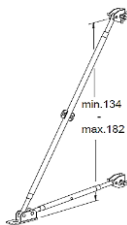
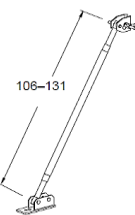
N° Art.	Fotos	Beschreibung	Kunde	WOLF	Unterschied	Bemerkungen
N° Art.	Photos	Description	Client	TECH	Différence	Remarques
N° Art.	Fotos	Omschrijving	Klant		Vershil	Opmerkingen



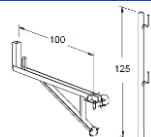
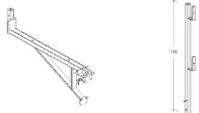








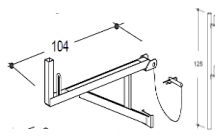
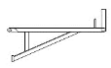
MANTO

Typisches zubehör - Accessoires typique - Typische toebehoren

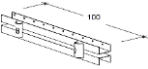

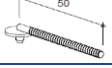














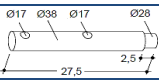


448.000		Richtzwinge Eclisse d'alignement Richtklem
448.227		Eckzwinge Eclisse d'angle Hoekklem
467.898		Ausgleichsrichtzwinge Eclisse d'ajustement Richtregelklem
448.010		Stosszwinge Pince de jonction Verbindungsklem
454.442		Manto VZ bolzen Boulon VZ Vz pin
454.670		Manto VZ mutter Ecrou VZ Vz moer
479.724		S Bolzen Boulon S S Pin
565.103		Richtstrebe (neu) Bracon (nouveau) Richtstempel (nieuw)
565.114		Manto Stuetzenanschluss Connecteur pour bracon Manto stempelaansluiting
600.035		MANTO-Strebenkopf MANTO - Tête d'étau MANTO - stempelkop
418.798		Hücco fuss Pied Hücco A/AS Hücco Voet A-As
565.331		Strebenadapter Raccord d'étau Manto Manto stempelverbinding
482.008		BKS-Strebenanschluss BKS-Connection d'Étai BKS-Schoorstempelaansluiting
565.136		Richtstrebenanschluss unt. Raccord pour bracon Aansluiting vr richtstempel
448205/606240		Laufkonsole 90cm Console de travail 90cm Werkkonzool 90cm
193220 /601225		TK gelaenderpfosten Montant garde corps TK TK Borstwering
















461.033		Verladehaken Anneau de levage Laadhaak
446.710		Transporthaken Crochet de levage Transporthaak
600.679		Platform Bracket Console pour plateforme Platformkonzool
600.680		Platform Transverse Rail GC pour plateforme Platform borstwering
600.701		VERBINDUNGEN Post Poteau Verbindingspaal
600.947		WB-Ankerstab WB Tige d'ancrage WB Ankerstaaf
600.945		WB-Ankermutter WB Plaque ecrou WB moer
600.876		WB Dichtring WB Bague d'etanchéité WB Dichtring
600.896		WB Dichtringhalter WB Plaque de maintient WB Dichtringhouder
530.156		MANTO Ausgleichstück 5/330 Compensation metal 5/330 Passtuk staal 5/330
450.606		MANTO Ausgleichstück 5/270 Compensation metal 5/270 Passtuk staal 5/270
450.617		MANTO Ausgleichstück 5/120 Compensation metal 5/120 Passtuk staal 5/120
453.275		Anschlussbohle 5/270 Bois de compensation 5/270 Houtvulstuk 5/270
453.286		Anschlussbohle 5/120 Bois de compensation 5/120 Houtvulstuk 5/120
448.005		... Eclisse HG Richtklem HG
467.899		... Eclisse d'ajustement HG Richtregelklem HG
600.948		WB-Spreader 15/20 WB Ecarteur 15/20 WB Afstandhouder 15/20
600.949		WB-Spreader 25/30 WB Ecarteur 25/30 WB Afstandhouder 25/30
600.946		WB-Tie Bearing U WB support de tige WB ankerhouder
601.021		Hexagon Bolt M20 x 170 Boulon M20 x 170 Bout M20 x 170
601.022		Hexagon Nut M20 Self Securing Ecrou M20 Moer M20
547.165		MANTO-Betonierbühne MANTO - Plateforme de beton. MANTO - Betoneerplatform
587.252		Bühnenquergeländer Garde corps pr plateforme Dwarsrugweer
562.095		MANTO-Universalbühne MANTO - Plateforme de travail MANTO - Univ. Werkplatform

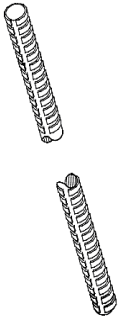
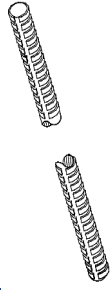
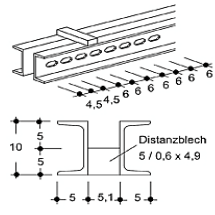



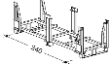
582.856		Stirngeländer kpl. Garde corps de coté cpl. Kopse rugwering kpl.
582.867		Geländer 110 kpl. Garde corps 110 cpl. Rugwering 110 kpl.
HUWT0025		... Anti soulèvement MANTO Voetklem MANTO
HUWT00251		... Anti soulèvement MANTO XXL Voetklem MANTO XXL
RASTO						
Typisches zubehör - Accessoires typique - Typische toebehoren						
479.540		Eckausgleich 5/270 Fourrure métallique 5/270 Staalvulstuk 5/270
479.573		Eckausgleich 5/150 Fourrure métallique 5/150 Staalvulstuk 5/150
584.009		Eckausgleich 5/120 Fourrure métallique 5/120 Staalvulstuk 5/120
489.000		Rastozwinge Eclisse d'alignement Richtklem
488.900		Eckswinge Eclisse d'angle Hoekklem
488.910		Ausgleichsrichtzwinge Eclisse d'ajustement Richtregelklem
586.980		Gurt 80 Lisse 80 Metalenregel 80
479.264		Zentrierspanner Tendeur de centrage Centreerspanner
469.566		Zentriermutter Ecrou de centrage Centreermoermoer
485.435		Rasto VZ bolzen BrocheRasto VZ VZ Rasto Pen
485.457		Rasto VZ mutter Ecrou Rasto VZ VZ Rasto moer
603.437		... Raccord angle retractable Spindelhoek aansluiting
603.441		... Plaque entretoise 100/100/20 Tusseplaat 100/100/20
564.381		Rasto Justierstrebe Bracon Rasto Rasto Richstempel
588.110		Takko Justierstrebe Bracon Takko Takko Richstempel

563.582		Strebenanschluss N°3 Connection d'étau N°3 stempelaansluiting N°3
HUWT0061		RASTO - Richtstütze klein RASTO - Bracon simple bras RASTO - Richtstempel enkel
567.135		Strebenanschluss Connection d'Étai Schoorstempelaansluiting
469.810		Laufkonsole 90cm Console de travail 90cm Werkkonzool 90cm
193.220		TK gelaenderpfosten Montant garde corps TK TK Borstwering
606.245		Laufkonsole NEW Console de Travail NEW Werkkonzool NEW
601.225		PROTECTO - Pfosten PROTECTO - Poteau PROTECTO - Rugweerpaal
602.460		Transporthaken Crochet de levage Transporthaak
478.708		RASTO/MANTO Adapter RASTO / MANTO Adaptateur RASTO / MANTO Adapter
HUWT0026		Abhebesicherung Anti soulevement RASTO Voetklem RASTO
RONDA						
Typisches zubehör - Accessoires typique - Typische toebehoren						
524.949		Ankergurt Filière d'ancrage Ankergurt
526.000		Element-Verbinder Connecteur d'élément Element-Verbinder
548.387		Zugspanner Verin de tension Spanaansluiting
526.547		Kopfankertasche Support extérieur d'ancrage Randankerdraagstuk
453.070		Richstrebe Bracon Richtstempel
533.138		RONDA - BKS
524.950		Laufkonsole 90cm Console de travail 90cm Werkkonzool 90cm
193.220		TK gelaenderpfosten Montant garde corps TK TK Borstwering
606.265		RONDA - Laufkonsole NEW RONDA - Console de travail NEW RONDA - Werkkonzool NEW

zubehör - Accessoires commun - toebehoren

450.764		Riegel 100 Lisse 100 Regel 100
452.053		Riegelspanner 30cm Tendeur de centrage 30cm Regelspanner 30cm
454.410		Riegelspanner 50cm Tendeur de centrage 50cm Regelspanner 50cm
197.332		Spannmutter TK Plaque écrou TK Spanmoer TK
600.814		Gegenpfosten Contre montant garde corps Borstwering
603.609		Sockelleistenhalter Support de plinthe Plinthouder
420.000		Gurtbolzen D20 Broche hucco D20 Hucco D20 Bolzen
173.776		Federstecker 4 Sécurité 4 Veiligheid 4
20.492		AZ85 Plaque Ecrou 85 Ankermoer 85
464.600		Ankermutter 130 Plaque écrou 130 Ankermoer 130	ø 15
48.344		Ankermutter 230 Plaque écrou 230 Ankermoer 230	ø 15
531.481		Ankermutter 150 Plaque écrou 150 Ankermoer 150	ø 20
164.400		Wassersperre (DW 15) Waterstop (DW 15) Waterstop (DW 15)
400.214		Platte 8/8 Plaque 8/8 Plaat 8/8
164.535		Mutter 15/50 Ecrou 15/50 Zeskantmoer 15/50
146.546		Mutter 15/90S Ecrou 15/90S Zeskantmoer 15/90
582.374		Kupplungsmutter 'S' 20/130 Ecrou accouplement 'S' 20/130 Zeskantmoer 'S' 20/130
HUWTS000025		Ankerplate (DW 20) Plaque de repartition (DW 20) Steunplaat (DW 20)
601.733		Schragstützenadapter TPK Adaptateur TPK Trekduw stempel adapter TPK
5.210		Schraube M12x30 Muz 4.6 Boulon M12 x 30 Muz. 4.6 Bout M12 x 30 Muz. 4.6
566.667		Ankerhalter M/R Support extérieur M/R Ankerkral M/R

568.357		FU Spanner Tendeur FU FU Spanner				
88.512		Ausgleichsgurt 120Z Filiera de compensation 5/120 Metalen vulstuk 5/120
450.157		Aufsatz Support de rehausse Opzetsuk
453.080		RONDA stützenanschluss Raccord d'Etai RONDA Stempelaansluiting RONDA
453.746		Schraubanschluss MANTO - Raccord Boulon MANTO - Verbindingsbout
453.650		RONDA Richtstrebeanschluss Raccord bracon RONDA Richtstempelaansluiting RONDA
418.798		Hücco fuss Pied Hücco A/AS Hücco Voet A-As
45.237		Uni fuss Pied Articulé Universel Scharnierstuk
566.369		Strebenfuß Base support etais A/AS Steunplaat voor stempel A/AS
565.331		Strebenadapter Raccord d'étai stempelverbinding
459.662		MANTO - Richtstütze klein MANTO - Bracon petit simple bras MANTO Richtstempel klein enkel
HUWZ0060		MANTO - Richtstütze klein 2 Arme MANTO - Bracon petit double bras MANTO Richtstempel klein 2 arm
107.107	 F _{zul} = 15,0 kN	Kontermutter A / 260 Db/360 Db Contre-Ecrou A/260DB/300DB Kontermoer A/260DB/300DB
107.118	 F _{zul} = 15,0 kN	Kontermutter AS / 350 Db/410 Db Contre-Ecrou AS/350DB/410DB Kontermoer AS/350DB/410DB
563.051	 F _{zul} = 15,0 kN	Kontermutter AS / 350 Ec/450 DB Contre-Ecrou AS/350Ec/450DB Kontermoer AS/350Ec/450DB
587.675	 F _{zul} = 15,0 kN	Kontermutter AS / 400 Ec/55DC Contre-Ecrou AS/400Ec/550DC Kontermoer AS/400Ec/550DC
417.278		Gelengurt170 Lisse articulée 170 Scharniergording 170
434.244		Ankerlager kpl. Appui de Barre d'Ancre Ankerdraagstuk kompl.
HUWT0020		... Corniere console M/R Bevestigingstuk console M/R
604.328		P100 - Abschalzwinge Eclisse d'about Richtklem kopschot

		Ankerstab DW Barre d'ancrage DW $\varnothing 15$ Ankerstaaf DW					
WZ0009		25 cm	
102.527		50 cm	
437.660		75 cm	
24.387		100 cm	
20.481		130 cm	
215.001		150 cm	
20.470		175 cm	
24.398		200 cm	
24.402		250 cm	
24.413		300 cm	
24.435		400 cm	
136.200		500 cm	
136.260		600 cm	
			Ankerstab DW Barre d'ancrage DW $\varnothing 20$ Ankerstaaf DW				
HUWZ0065			50 cm
531.600	100 cm		
531.610	125 cm		
WZ0048	150 cm		
WZ0047	200 cm		
WZ0050	250 cm		
WZ0051	300 cm		
WZ0054	600 cm		
		Gurt Fillère métallique Metalen regel					
586.980		80cm	
503.871		96cm	
503.882		121cm	
503.893		146cm	
503.908		171cm	
503.919		196cm	
503.920		221cm	
503.930		246cm	
503.941		271cm	
503.952		296cm	
HUWT0076		396cm	
408.780			Manto Ratsche Clef racagnac Manto Manto Ratelsleutel
548.480			Euro-Gitterbox Euro-Gitterbox Euro-Gitterbox
553.689		Stalen Bak 120/80 Bac pour étais 120/80 Stapel barel 120/80	
566.509		Stalen Bak 240/80 Bac pour étais 240/80 Stapel barel 240/80	