

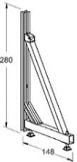

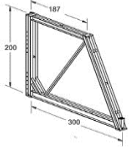
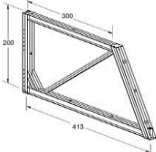
Rücklieferschein - Fiche de retour matériel - Retourlijst materieel

Kunde :	Baustelle :	Datum :
Client :	Chantier :	Date :
Klant :	Werf :	Datum :

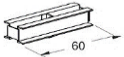
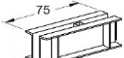
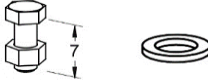
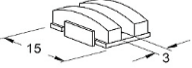
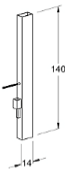

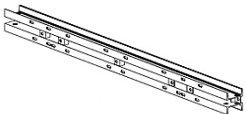
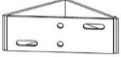





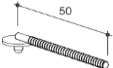

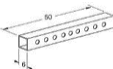
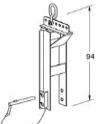
Ankunftszeit des Lastwagens :	Abfahrtszeit des Lastwagens :
Heure arrivée camion :	Heure départ camion :
Tijdstip van aankomst van de vrachtwagen :	Vertrektijd van de vrachtwagen :







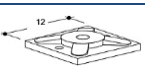








N° Art.	Fotos	Beschreibung	Kunde	WOLF	Unterschied	Bemerkungen
N° Art.	Photos	Description	Client	TECH	Différence	Remarques
N° Art.	Fotos	Omschrijving	Klant		Verschil	Opmerkingen

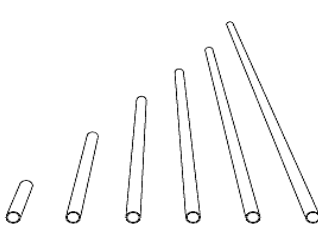




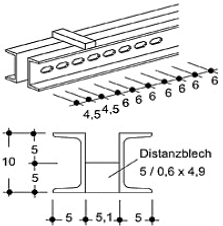

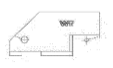
Stützböck - Chevalets - Steunbokken

486.359		Stützböck 325 Chevalet 325 Steunbok 325
451.817		Stützböck 500 Chevalet 500 Steunbok 500
450.021		SB-Unterteil 200 SB-Partie basse 200 SB-Oonderstuk 200
581.759		SB-Unterteil 200/2 SB- Partie basse 200/2 SB-Oonderstuk 200/2






Typisches zubehör - Accessoires typique - Typische toebehoren

486.771		Ankerbarren 12/60 Profil d'ancrage 12/60 Verankeringsprofiel 12/60
484.864		Ankerbarren 24/75 Profil d'ancrage 24/75 Verankeringsprofiel 24/75
451.964		Schraube M27x70 Muz 8.8 Boulon M27x70 Muz 8.8 Bout M27x70 Muz 8.8
451.975		Scheibe A29 Rondelle A29 Rondel A29
484.912		SB - Ankertager SB - Support d'ancrage SB - Ankerdraagsprofiel
484.680		SB - Aufstockriegel SB - Règle de réhausse SB - Verhogingsregel
543.097		SB - Abstanghalter SB - Ecaqrteur SB - Afstanhouder
562.280		SB - Gurt 240 SB - Fillère métallique 240 SB - Metalen regel 240
562.281		SB - Gurt 360 SB - Fillère métallique 360 SB - Metalen regel 360
564.500		SB - Eckteil SB - Pièce d'angle SB - Hoekstuk
569.189		S-Gurtbolzen S-Broche SB 240/360 S-Bout SB 240/360
540.049		S-Keil S-Clavette SB 240/360 S-Spie SB 240/360
566.005		Vb-Schraube Vb-Boulon Vb-Bout
566.016		Kl-Schraube Kl-Boulon Kl-Bout
452.053		Riegelspanner 30cm Tendeur de centrage 30cm Regelspanner 30cm
454.410		Riegelspanner 50cm Tendeur de centrage 50cm Regelspanner 50cm
197.332		Spannmutter TK Plaque écrou TK Spanmoer TK
524.721		Mittelrohr 50cm Tubé intermédiaire 50cm Middenstuk 50cm
562.213		SB - Umsetzhaken SB - Crochet de levage SB - Transporthaak

		Ankerstab DW Barre d'ancrage DW ≈ 15 Ankerstaaf DW				
102.527		50 cm
437.660		75 cm
24.387		100 cm
20.481		130 cm
464.600		MANTO-Ankermutter 130 MANTO - Plaque Ecou 130 Manto Ankermoer 130
48.344		Ankermutter 230 Plaque Ecou 230 Ankermoer 230
164.535		Sechskantmutter 15/50 Ecrou 6 Pans 15/50 Zeskantmoer 15/50
164.546		Kupplungsmutter 'S' 15/90 Ecrou accouplement 'S' 15/90 Zeskantmoer 'S' 15/90
509.618		Flügelmutter (DW 15) Ecrou Papillon (DW 15) Vlindermoer (DW 15)
509.559		Gegenplatte 12/12/1 (DW 15) Plaque 12/12/1 (DW 15) Plaat 12/12/1 (DW 15)
		Ankerstab DW Barre d'ancrage DW ≈ 20 Ankerstaaf DW				
HUWZ0065		50 cm
531.600		100 cm
531.610		125 cm
531.481		Ankermutter 150 (DW 20) Plaque Ecou 150 (DW 20) Ankermoer 150 (DW 20)
582.374		Kupplungsmutter 'S' 20/130 Ecrou accouplement 'S' 20/130 Zeskantmoer 'S' 20/130
HUWTS00002 5		Ankerplatte (DW 20) Plaque de repartition (DW 20) Steunplaat (DW 20)
		Ankerstab DW Barre d'ancrage DW ≈ 26 Ankerstaaf DW				
509.651		40 cm
509.662		100 cm
509.640		Ankerplatte mit Mutter (DW 26,5) Plaque ecrou (DW 26,5) Ankerplaat met moer (DW 26,5)
509.684		Sechskantmutter 60 (DW 26,5) Ecrou 6 Pans 60 (DW 26,5) Zeskantmoer 60 (DW 26,5)
509.673		Kupplungsmutter 'S' 26,5/120 Ecrou accouplement 'S' 26,5/120 Zeskantmoer 'S' 26,5/120
509.695		Gegenplatte 12/12/2 (DW 26,5) Plaque 12/12/2 (DW 26,5) GegenPlaat 12/12/2 (DW 26,5)

		Gerüstrohr Tube de contreventement Galva buis				
169.001		50 cm
169.012		100 cm
169.023		150 cm
169.034		200 cm
169.045		250 cm
169.056		300 cm
169.067		350 cm
169.078		400 cm
169.089		450 cm
169.090		500 cm
169.115		600 cm
2.488			Hainkupplung 48 M20x30 Sw 22 Raccord demi 48 M20x30 Sw 22 Halfkoppeling 48 M20x30 Sw 22
2.514		Normalkupplung 48/48 Sw 22 Raccord Normal 48/48 Sw 22 Norm. Koppeling 48/48 Sw 22
2.525		Drehkupplung 48/48 Sw 22 Raccord Mobile 48/48 Sw 22 Draaikoppeling 48/48 Sw 22
502.241		Keil Z Clavette Z Spie Z
		Gurt Filières métalliques Metalen regel				
503.871		96
503.882		121
503.893		146
503.908		171
503.919		196
503.920		221
503.930		246
503.941		271
503.952		296
HUWT0076		396
HUWT0080		496
HUWTS12059 6		596
HUWTS000 034		SB - Pecce d'angle Z SB - Hoekstuk Z
HUWT0025 .1		Normalkupplung 48/48 Sw 22 SB - Hoekstuk Z

Konservativ - Consomable - Verbruiksartikelen

602.019		Ankerschlaufe 26,5 (DW 26,5) Boucles d'ancrage (DW 26,5) Anker (DW 26,5)
602.018		Ankerschlaufe 20 (DW 20) Boucles d'ancrage (DW 20) Anker (DW 20)
602.017		Ankerschlaufe 20 (DW 20) Boucles d'ancrage (DW 20) Anker (DW 20)
509.581		Ankerschlaufe 20 (DW 20) Boucles d'ancrage (DW 20) Anker (DW 20)
574.631		Ankerschlaufe 20 (DW 20) Boucles d'ancrage (DW 20) Anker (DW 20)