

***Rücklieferschein - Fiche de retour matériel - Retourlijst materieel***

<b>Kunde :</b>	<b>Baustelle :</b>	<b>Datum :</b>
<b>Client :</b>	<b>Chantier :</b>	<b>Date :</b>
<b>Klant :</b>	<b>Werf :</b>	<b>Datum :</b>

<b>Ankunftszeit des Lastwagens :</b>	<b>Abfahrtszeit des Lastwagens :</b>
<b>Heure arrivée camion :</b>	<b>Heure départ camion :</b>
<b>Tijdstip van aankomst van de vrachtwagen :</b>	<b>Vertrektijd van de vrachtwagen :</b>

N° Art.	Fotos	Beschreibung	Kunde	WOLF	Unterschied	Bemerkungen
N° Art.	Photos	Description	Client	TECH	Différence	Remarques
N° Art.	Fotos	Omschrijving	Klant		Vershil	Opmerkingen

**zubehör - Accessoires - toebehoren**

**Siehe zubehörblatt - Voir fiche accessoires - Zie het blad met toebehoren**


**MANTO G3  
120**

608.095		Tafel 120x120 Panneau 120x120 Paneel 120x120	...	...	...	...
608.100		Tafel 105x120 Panneau 105x120 Paneel 105x120	...	...	...	...
608.105		Tafel 90x120 Panneau 90x120 Paneel 90x120	...	...	...	...
608.110		Tafel 75x120 Panneau 75x120 Paneel 75x120	...	...	...	...
608.120		Tafel 60x120 Panneau 60x120 Paneel 60x120	...	...	...	...
608.125		Tafel 45x120 Panneau 45x120 Paneel 45x120	...	...	...	...
608.130		Tafel 30x120 Panneau 30x120 Paneel 30x120	...	...	...	...


**MANTO G3  
240**

608.135		Tafel 240 /120 Panneau 240 /120 Paneel 240 /120	...	...	...	...
608.140		Tafel 240 /90 Panneau 240 /90 Paneel 240 /90	...	...	...	...
608.145		Tafel 240 /240 Panneau 240/60 Paneel 240 /60	...	...	...	...

## MANTO G3 270

608.055		Tafel 120x270 Panneau 120x270 Paneel 120x270	...	...	...	...
608.060		Tafel 105x270 Panneau 105x270 Paneel 105x270	...	...	...	...
608.065		Tafel 90x270 Panneau 90x270 Paneel 90x270	...	...	...	...
608.070		Tafel 75x270 Panneau 75x270 Paneel 75x270	...	...	...	...
608.080		Tafel 60x270 Panneau 60x270 Paneel 60x270	...	...	...	...
608.085		Tafel 45x270 Panneau 45x270 Paneel 45x270	...	...	...	...
608.090		Tafel 30x270 Panneau 30x270 Paneel 30x270	...	...	...	...

## MANTO G3 330

608.015		Tafel 120x330 Panneau 120x330 Paneel 120x330	...	...	...	...
608.020		Tafel 105x330 Panneau 105x330 Paneel 105x330	...	...	...	...
608.025		Tafel 90x330 Panneau 90x330 Paneel 90x330	...	...	...	...
608.030		Tafel 75x330 Panneau 75x330 Paneel 75x330	...	...	...	...
608.040		Tafel 60x330 Panneau 60x330 Paneel 60x330	...	...	...	...
608.045		Tafel 45x330 Panneau 45x330 Paneel 45x330	...	...	...	...
608.050		Tafel 30x330 Panneau 30x330 Paneel 30x330	...	...	...	...

## MANTO G3 VZ

608.160		Tafel VZ 75x120 Panneau VZ 75x120 Paneel VZ 75x120	...	...	...	...
608.155		Tafel VZ 75x270 Panneau VZ 75x270 Paneel VZ 75x270	...	...	...	...
608.150		Tafel VZ 75x330 Panneau VZ 75x330 Paneel VZ 75x330	...	...	...	...

## MANTO G3

### Großtafel - Grand panneau - Groot paneel

608.280		Großtafel 240/330 Grand panneau 240/330 Groot paneel VZ 75x120240/330	...	...	...	...
608.290		Großtafel 240/330 Grand panneau 240/330 Groot paneel VZ 75x120240/330	...	...	...	...

## MANTO G3

### Ecke - Angle - Hoek

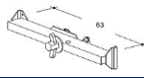
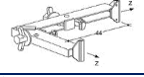
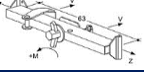

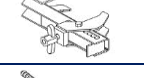

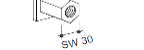
608.010		Innenecke 35x120 Angle intérieur 35x120 Binnenhoek 35x120	...	...	...	...
608.000		Innenecke 35x270 Angle intérieur 35x270 Binnenhoek 35x270	...	...	...	...
607.990		Innenecke 35x330 Angle intérieur 35x330 Binnenhoek 35x330	...	...	...	...
608.275		Gelenkecke 35x120 Angle articulé intérieur 35x120 Scharnierhoek 35x120	...	...	...	...
608.365		Gelenkecke 35x270 Angle articulé intérieur 35x270 Scharnierhoek 35x270	...	...	...	...
608.255		Gelenkecke 35x330 Angle articulé intérieur 35x330 Scharnierhoek 35x330	...	...	...	...

## MANTO G3

### Ausgleichstück - Compensation - Passtuk

608.165		MANTO Ausgleichstück 5/330 Compensation metal 5/330 Passtuk staal 5/330	...	...	...	...
608.170		MANTO Ausgleichstück 5/270 Compensation metal 5/270 Passtuk staal 5/270	...	...	...	...
608.175		MANTO Ausgleichstück 5/120 Compensation metal 5/120 Passtuk staal 5/120	...	...	...	...

### Siehe zubehörblatt - Voir fiche accessoires - Zie het blad met toebehoren

448.000		Richtzwinge Eclisse d'alignement Richtklem	...	...	...	...
448.227		Eckswinge Eclisse d'angle Hoekklem	...	...	...	...
467.898		Ausgleichsrichtzwinge Eclisse d'ajustement Richtregelklem	...	...	...	...
448.010		Stoßzwinge Pince de jonction Verbindingsklem	...	...	...	...
526.000		Element-Verbinder Connecteur d'élément Element-Verbinder	...	...	...	...
454.442		Manto VZ bolzen Boulon VZ Vz pin	...	...	...	...
454.670		Manto VZ mutter Ecrou VZ Vz moer	...	...	...	...