



**WOLFTECH**  
 Nijverheidstraat 5  
 1830 MACHELEN  
 e-mail: info@wolftech.be  
 siteweb: www.wolftech.be  
 T: 02/ 251.41.33

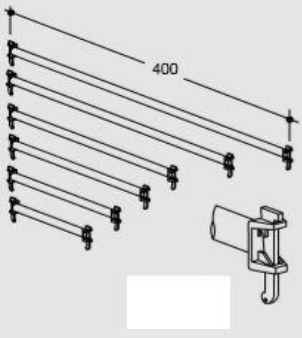

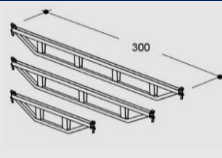
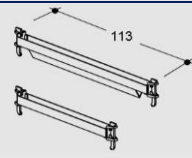
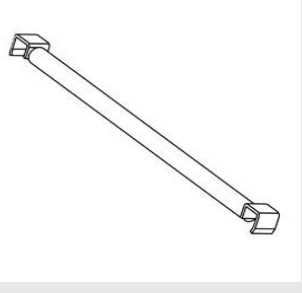
<b>Kunde :</b>	<b>Baustelle :</b>	<b>Datum :</b>
<b>Client :</b>	<b>Chantier :</b>	<b>Date :</b>
<b>Klant :</b>	<b>Werf :</b>	<b>Datum :</b>


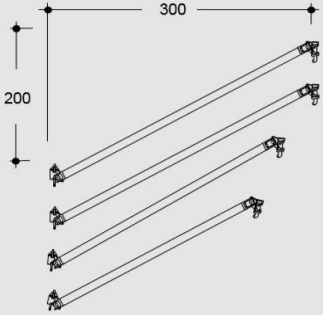
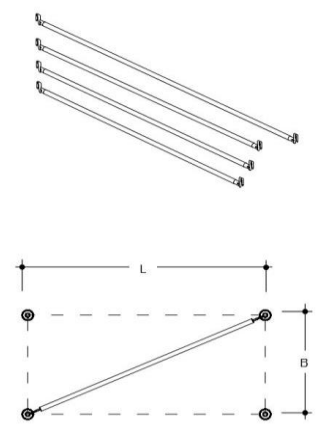
<b>Ankunftszeit des Lastwagens :</b>	<b>Abfahrtszeit des Lastwagens :</b>
<b>Heure arrivée camion :</b>	<b>Heure départ camion :</b>
<b>Tijdstip van aankomst van de vrachtwagen :</b>	<b>Vertrektijd van de vrachtwagen :</b>

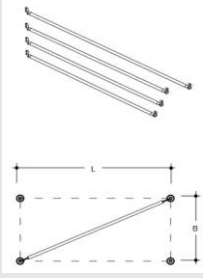

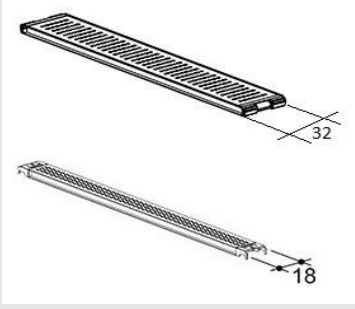



N° Art.	Fotos	Beschreibung	Kunde	WOLF	Unterschied	Bemerkungen
N° Art.	Photos	Description	Client	TECH	Différence	Remarques
N° Art.	Fotos	Omschrijving	Klant		Verschil	Opmerkingen









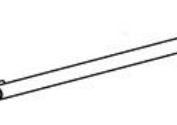
## MODEX






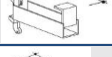


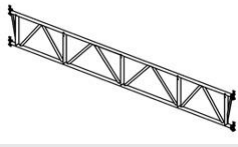






551.234		Spindelfuß 45/3,8 Verin de pied 45/3,8 Voetspindel 45/3,8	...	...	...	...
540.575		Spindelfuß 70/3,8 Verin de pied 70/3,8 Voetspindel 70/3,8	...	...	...	...
652.184		Kreuzkopfspindel 70/3,8 - 8/20 Verin de tête 70/3,8 - 8/20 Kopspindel 70/3,8 - 8/20	...	...	...	...
148.552		ID-Fußspindel 38/52 ID - Verin de pied 38/52 Voetspindel 38/52	...	...	...	...
428.533		Fußstück starr Socle fixe Vast Voetstuk	...	...	...	...
470.929		Anfangsstück Pièce initiale Beginstuk	...	...	...	...
651.762		Spindelfußsicherung Sécurité vérin de pied Veiligheid vr voetspindel	...	...	...	...
		<b>Vertikalstiel</b> <b>Tige vertical</b> <b>Vertikale staander</b>	...	...	...	...
470.918			400	...	...	...
470.907			300	...	...	...
470.892			200	...	...	...
470.881			150	...	...	...
470.870			100	...	...	...
553.645		Vertikalstiel 100 L Tige vertical 100 L Vertikale staander 100 L	...	...	...	...
553.667		Verbindungzapfen Cheville de liaison Verbindingspen	...	...	...	...
554.694		Vario-Teller SW22 Coupelle variable Sw22 Vario-rosas Sw22	...	...	...	...

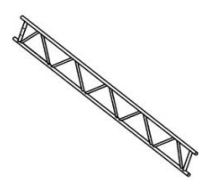
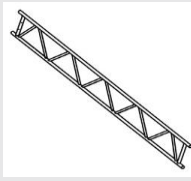




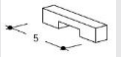










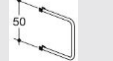
		<b>Rohrriegel</b> <b>Barre horizontale</b> <b>Horizontale staaf</b>				
533.470		400	...	...	...	...
470.951		300	...	...	...	...
470.940		250	...	...	...	...
475.781		200	...	...	...	...
651.765		168	...	...	...	...
475.770		150	...	...	...	...
484.739		125	...	...	...	...
475.760		113	...	...	...	...
482.020		101	...	...	...	...
470.930		82	...	...	...	...
482.019		74	...	...	...	...
577.863		25	...	...	...	...
			<b>U-Riegel</b> <b>U Barre</b> <b>U Staaf</b>			
651.774		300/12,6	...	...	...	...
651.572		250/12,5	...	...	...	...
651.571		200/12,5	...	...	...	...
651.570		150/12,5	...	...	...	...
651.775		125/12,5	...	...	...	...
651.776		113/12,5	...	...	...	...
651.777		82/12,5	...	...	...	...
		<b>U-Riegel</b> <b>U Barre</b> <b>U Staaf</b>				
475.369		300	...	...	...	...
475.358		250	...	...	...	...
475.347		200	...	...	...	...
475.336		150	...	...	...	...
476.043		U-Auflager 82 U-support 82 U-opleg 82	...	...	...	...
470.962		U-Auflager 113 U-support 113 U-opleg 113	...	...	...	...
484.740		Bohlenriegel 150 Barre pr plancher en bois 150 Dwarsstaaf 150	...	...	...	...
651.561		Bohlenriegel 113 Barre épaisse 113 Dunne staaf 113	...	...	...	...
482.041		Bohlenriegel 101 Barre pr plancher en bois 101 Dwarsstaaf 101	...	...	...	...
651.560		Bohlenriegel 82 Barre épaisse 82 Dunne staaf 82	...	...	...	...
482.030		Bohlenriegel 74 Barre pr plancher en bois 74 Dwarsstaaf 74	...	...	...	...
479.091		Abhebesicherung 113 Fixation 113 Plankbeveiliging 113	...	...	...	...
479.047		Abhebesicherung 82 Fixation 82 Plankbeveiliging 82	...	...	...	...
485.413		UNI - Abhebesicherung Uni-Fixation Uni-Bevestiging	...	...	...	...
651.440	Niederhalter Beveiligingsstaaf Klem	...	...	...	...	

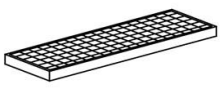




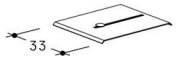
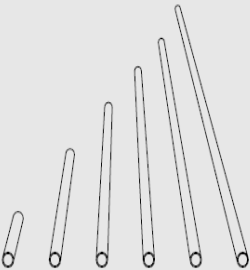



		<b>Abhebesicherungsrohr Anti-souslèvement Beveiligingsstaaf</b>				
651.436		300	...	...	...	...
651.435		250	...	...	...	...
651.434		200	...	...	...	...
651.433		150	...	...	...	...
651.432		125	...	...	...	...
651.431		113	...	...	...	...
651.430		82	...	...	...	...
			<b>V-Diagonale Diagonale vert V-Diaqonaal</b>			
470.984		200/300	...	...	...	...
470.973		200/250	...	...	...	...
475.910		200/200	...	...	...	...
475.900		200/150	...	...	...	...
651.656		200/125	...	...	...	...
557.676		200/113	...	...	...	...
588.511		200/82	...	...	...	...
651.657		100/300	...	...	...	...
651.658		100/250	...	...	...	...
651.659		100/200	...	...	...	...
651.660		100/150	...	...	...	...
651.661		100/125	...	...	...	...
651.662		100/113	...	...	...	...
651.663		100/82	...	...	...	...
			<b>H-Diagonale Diagonale hori. H-Diaqonaal</b>			
651.635		300/300	...	...	...	...
651.634		300/250	...	...	...	...
651.633		300/200	...	...	...	...
651.632		300/150	...	...	...	...
651.631		300/125	...	...	...	...
651.630		300/113	...	...	...	...
482.085		300/101	...	...	...	...
651.629		300/82	...	...	...	...
482.063		300/74	...	...	...	...
484.810		250/250	...	...	...	...
484.809		250/200	...	...	...	...
651.628		250/150	...	...	...	...
651.627		250/125	...	...	...	...
478.785		250/113	...	...	...	...
482.074		250/101	...	...	...	...
478.763		250/82	...	...	...	...
482.052		250/74	...	...	...	...
651.711		200/200	...	...	...	...
651.626		200/150	...	...	...	...
651.625		200/125	...	...	...	...
651.624		200/113	...	...	...	...
651.623	200/82	...	...	...	...	

651.710		150/150	...	...	...	...
651.622		150/125	...	...	...	...
651.621		150/113	...	...	...	...
651.620		150/82	...	...	...	...
651.619		125/125	...	...	...	...
533.506		125/113	...	...	...	...
533.517		125/82	...	...	...	...
651.618		113/113	...	...	...	...
651.617		113/82	...	...	...	...
651.616		82/82	...	...	...	...
		<b>Hohlkastenbelag</b> <b>Plancher métallique</b> <b>Metalen vloerplank</b>				
531.323		300/32	...	...	...	...
531.334		250/32	...	...	...	...
531.345		200/32	...	...	...	...
531.356		150/32	...	...	...	...
531.367		125/32	...	...	...	...
531.687		74/32	...	...	...	...
		<b>Stahlboden</b> <b>Plancher Acier</b> <b>Stalen vloer</b>				
530.307		400/32	...	...	...	...
427.984		300/32	...	...	...	...
427.973		250/32	...	...	...	...
430.279		200/32	...	...	...	...
485.858		150/32	...	...	...	...
430.280		125/32	...	...	...	...
485.869		113/32	...	...	...	...
485.870		82/32	...	...	...	...
651.595		400/18	...	...	...	...
550.744		300/18	...	...	...	...
550.733		250/18	...	...	...	...
550.722		200/18	...	...	...	...
550.711		150/18	...	...	...	...
651.593		113/18	...	...	...	...
651.592		82/18	...	...	...	...
			<b>ALU-Rahmentafel</b> <b>Plancher Alu</b> <b>Alu paneel</b>			
437.476		300/70	...	...	...	...
437.487		250/70	...	...	...	...
437.498		200/70	...	...	...	...
136.318		Leiter 200A Echelle 200A Ladder 200A	...	...	...	...
422.753		Leiterbefestigung Fixation d'échelle Ladderbevestiging	...	...	...	...

		<b>Alu-Leitgangstafe</b> <b>Plancher à trappe</b> <b>Alu-vloer met luik</b>				
437.502		300/70	...	...	...	...
437.513		250/70	...	...	...	...
		<b>Alu-Leitgangstafel m. Leiter</b> <b>Plancher à trappe avec échelle</b> <b>Alu vloerplank met luik en ladder</b>				
492.910		300/70	...	...	...	...
465.031		250/70	...	...	...	...
		<b>H-Rahmen</b> <b>Cadre horizontale</b> <b>Hor. kader</b>				
560.795		300/100-5	...	...	...	...
529.437		250/100-6	...	...	...	...
		<b>H-Rahmenbelag</b> <b>H-Revêt. Bois Cadre</b> <b>H-vloer voor kader</b>				
132.548		300	...	...	...	...
132.537		250	...	...	...	...
143.090		Leitgangsbelaag 250 mit Klappe Planche d'Echelle 250 avec trappe Laddervloer 250 met luik	...	...	...	...
139.620		Belaghalter Fixation de Plancher Vloerbevestigingsklem	...	...	...	...
		<b>Stahlbord</b> <b>Plinthe Acier</b> <b>Stalen plint</b>				
531.437		300/15	...	...	...	...
531.448		250/15	...	...	...	...
531.459		200/15	...	...	...	...
531.460		150/15	...	...	...	...
531.470		125/15	...	...	...	...
		<b>Stahlbord Q</b> <b>Plinthe Acier Q</b> <b>Stalen plint Q</b>				
651.736		300/15 Q	...	...	...	...
651.737		250/15 Q	...	...	...	...
651.738		200/15 Q	...	...	...	...
651.739		150/15 Q	...	...	...	...
651.740		125/15 Q	...	...	...	...
651.741		113/15 Q	...	...	...	...
651.742		82/15 Q	...	...	...	...
		<b>Gerüsthalter</b> <b>Amarrage</b> <b>Verankering</b>				
78.939		45	...	...	...	...
78.940		75	...	...	...	...
116.808		110	...	...	...	...
116.793		140	...	...	...	...
116.820		180	...	...	...	...
467.063		350	...	...	...	...

583.416		Console 32 A Console 32 A Konzool 32 A	...	...	...	...
583.427		Console 82 A Console 82 A Konzool 82 A	...	...	...	...
651.514		Console 32 ohne Anfänger Console 32 sans goujon Console 32 zonder tip	...	...	...	...
485.961		Console 82 ohne Anfänger Console 82 sans goujon Console 82 zonder tip	...	...	...	...
651.479		S-Riegel Barre-S S-Regel	...	...	...	...
651.481		S-Konsolriegel Barre pr Console S S-Konsolriegel	...	...	...	...
651.525		Innenecke 32 Angle intérieure 32 Binnenhoek 32	...	...	...	...
651.510		Außenhoek-Halter Tendeur d'angle ext. Buitenhoekklem	...	...	...	...
		<b>System-Gitterträger</b> <b>Système Poutre treilli</b> <b>System-Rasterdrager</b>				
651.532			400	...	...	...
651.533			500	...	...	...
651.534			600	...	...	...
651.535			750	...	...	...
651.543		Anfänger auf Gitterträger Pièce initiale pr poutre treilli Beginstuk voor rasterdrager	...	...	...	...
651.792		Anfänger für U-Auflager Pièce initiale pr support U Beginstuk voor U-regel	...	...	...	...
		<b>U-Auflager</b> <b>U-support</b> <b>opleg</b>	<b>U-</b>			
651.550			82	...	...	...
651.552			113	...	...	...
		<b>Abdeckblech</b> <b>Fermeture</b> <b>Afdekplaat</b>				
651.553			82	...	...	...
651.554			113	...	...	...
651.555			125	...	...	...
651.556			150	...	...	...
651.557			200	...	...	...
651.558			250	...	...	...
651.559			300	...	...	...
651.547		Anfänger auf Rohrriegel Pièce initiale pr moise Beginstuk voor horizontale staaf	...	...	...	...
651.261		Anfänger auf U-Riegel Pièce initiale pr support U Beginstuk voor U-regel	...	...	...	...

		<b>Stahlgitterträger</b> <b>Barre Treilli Acier</b> <b>Stalen Rasterbalk</b>				
575.511		310	...	...	...	...
575.522		410	...	...	...	...
575.533		510	...	...	...	...
575.544		610	...	...	...	...
575.555		760	...	...	...	...
		<b>Alu-Gitterträger</b> <b>Poutre en Treillis ALU</b> <b>Alu - Rasterbalk</b>				
444.218		310	...	...	...	...
444.229		410	...	...	...	...
444.230		510	...	...	...	...
444.240		610	...	...	...	...
444.251		810	...	...	...	...
575.500		Verbindungsrohr Kpl. Tube d'Accouplement Compl. Verbindingsbuis kompl.	...	...	...	...
580.802		Verbindungsrohr Kpl. Tube d'Accouplement Compl. Verbindingsbuis kompl.	...	...	...	...
553.667		Verbindungszapfen Cheville de liaison Verbindingspen	...	...	...	...
554.710		Schraube M12x75 MUZ 4.6 Boulon M12 x 75 Muz 4.6 Bout M12 x 75 Muz 4.6	...	...	...	...
577.988		Querkraft-Sicherung Sécurité de clavette Dwarskrachtveiligheid	...	...	...	...
148.530		ID-Kopfspindel 38/52 ID - Verin de tête 38/52 ID - Kopspindel 38/52	...	...	...	...
526.396		Wange 200/300 Rechts Limon 200/300 Droit Trapslede 200/300 Rechts	...	...	...	...
526.385		Wange 200/300 Links Limon 200/300 Gauche Trapslede 200/300 Links	...	...	...	...
525.656		Gitterrost-Riegel 125 Marche d'escalier 125 Traptrede 125	...	...	...	...
525.623		Gitterrost 27/107 Marche 27/107 Traptrede 27/107	...	...	...	...
525.690		25 Gitterrost-Sicherung 25 sécurité pr marche 25 Veiligheidspen vr traptrede	...	...	...	...
129.473		Rahmenstecker 12 Bâton de Chassis 12 Pin voor kader 12	...	...	...	...
651.680		Wange Rechts 200/250 Limon 200/250 D Trapslede 200/250 R	...	...	...	...
651.694		Wange Links 200/250 Limon 200/250 G Trapslede 200/250 L	...	...	...	...
651.698		Basisgeländer GC de base Basisborstwering	...	...	...	...
651.703		Podestgeländer GC de niveau Podestborstwering	...	...	...	...

		<b>Gitterrost</b> <b>Marche</b> <b>Traptrede</b>				
651.707			21-60	...	...	...
651.708			21-90	...	...	...
651.709			21-103	...	...	...
		<b>Alu Treppe</b> <b>Alu Escalier</b> <b>Alu Trappen</b>				
464.633			250	...	...	...
464.633.1			100	...	...	...
464.655		Außengeländer Rampe extérieure Trapleuning buitenkant		...	...	...
464.644		Innengeländer Rampe intérieure Trapleuning binnenkant		...	...	...
467.670		Zwischenabdeckung oben Plateforme interm. supér. Tussenplatform boven		...	...	...
467.626		Zwischenabdeckung oben Plateforme interm. supér. Tussenplatform boven		...	...	...
480.682		Lenkrolle 200/10 mit fuss bremsen Roue 200/10 avec verin et frein Wiel 200/10 met vijzel en rem		...	...	...
HUWT0023		Wange Rechts 100/150 Limon 100/150 D Trapslede 100/150 R		...	...	...
HUWT0022		Wange Links 100/150 Limon 100/150 G Trapslede 100/150 L		...	...	...
HUWT0016		MODEX - Transport haken Crochet de levage MODEX Kraanhaak MODEX		...	...	...
		<b>Gerüstrohr 48,3</b> <b>Tube de contreventement 48,3</b> <b>Galva buis 48,3</b>				
169.001			50 cm	...	...	...
169.012			100 cm	...	...	...
169.023			150 cm	...	...	...
169.034			200 cm	...	...	...
169.045			250 cm	...	...	...
169.056			300 cm	...	...	...
169.067			350 cm	...	...	...
169.078			400 cm	...	...	...
169.089			450 cm	...	...	...
169.090			500 cm	...	...	...
169.104			550 cm	...	...	...
169.115			600 cm	...	...	...
2.488			Hainkupplung 48 M20x30 Sw 22 Raccord demi 48 M20x30 Sw 22 Halfkoppeling 48 M20x30 Sw 22		...	...
2.514		Normalkupplung 48/48 Sw 22 Raccord Normal 48/48 Sw 22 Norm. Koppeling 48/48 Sw 22		...	...	...
2.525		Drehkupplung 48/48 Sw 22 Raccord Mobile 48/48 Sw 22 Draaikoppeling 48/48 Sw 22		...	...	...