




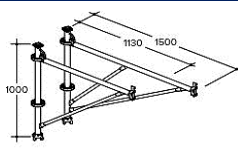
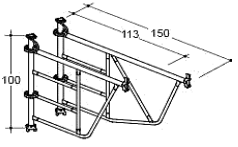
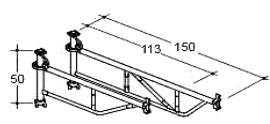
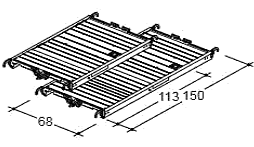
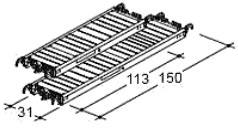
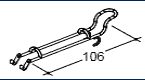

Rücklieferschein - Fiche de retour matériel - Retourlijst materieel

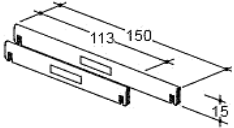

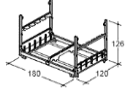
Kunde :	Baustelle :	Datum :
Client :	Chantier :	Date :
Klant :	Werf :	Datum :

Ankunftszeit des Lastwagens :	Abfahrtszeit des Lastwagens :
Heure arrivée camion :	Heure départ camion :
Tijdstip van aankomst van de vrachtwagen :	Vertrektijd van de vrachtwagen :

N° Art.	Fotos Photos Fotos	Beschreibung Description Omschrijving	Kunde Client Klant	WOLF TECH	Unterschied Différence Verschil	Bemerkungen Remarques Opmerkingen
---------	--------------------------	---	--------------------------	--------------	---------------------------------------	---

ST60

652.430		ST60 - Fußspindel ST60 - Pied ST60 - Voet
652.355		ST60 - Anfangsrahmen L ST60 - Angle de base ST60 - Basishoek
652.450		ST60 - Anfangsrahmen L ST60 - Angle de base ST60 - Basishoek
652.390		ST60 - Einstiegsrahmen 150/100 ST60 - Cadre d'entrée 150/100 ST60 - Ingangskader 150/100
652.380		ST60 - Einstiegsrahmen 113/100 ST60 - Cadre d'entrée 113/100 ST60 - Ingangskader 113/100
652.290		ST60 - Rahmen 150/100 ST60 - Cadre 150/100 ST60 - Kader 150/100
652.350		ST60 - Rahmen 113/100 ST60 - Cadre 113/100 ST60 - Kader 113/100
652.410		ST60 - Rahmen 150/50 ST60 - Cadre 150/50 ST60 - Kader 150/50
652.420		ST60 - Rahmen 113/50 ST60 - Cadre 113/50 ST60 - Kader 113/50
652.500		ST60 - Alu Durchstiegsbelag 150/68 ST60 - Plancher 150/68 ST60 - Vloer 150/68
652.530		ST60 - Alu Durchstiegsbelag 113/68 ST60 - Plancher 113/68 ST60 - Vloer 113/68
600.002		ST60 - Alubelag 150/31 ST60 - Plancher 150/31 ST60 - Vloer 150/31
446.066		ST60 - Alubelag 113/31 ST60 - Plancher 113/31 ST60 - Vloer 113/31
652.366		ST60 - Belaghebevorrichtung ST60 - Main de levage ST60 - Handhefwerktuig
652.419		ST60 - Kopfspindelsicherung ST60 - Retenue de verin ST60 - Uitvalbeveiliging

652.985		ST60 - Stahlbord 150 ST60 - Plinthe 150 ST60 - Plint 150
652.914		ST60 - Stahlbord 113 ST60 - Plinthe 113 ST60 - Plint 113
652.480		ST60 - Transportgestell 180/120 ST60 - Casier pour cadre ST60 - Transportrek